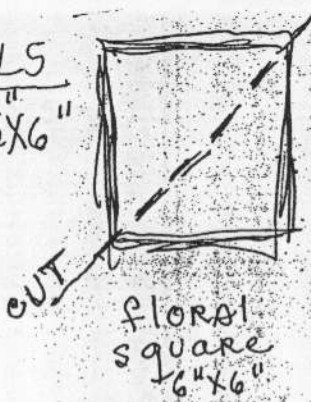
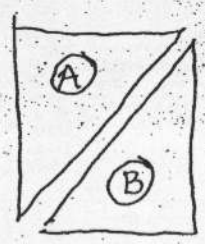


MATERIALS
"6x6"



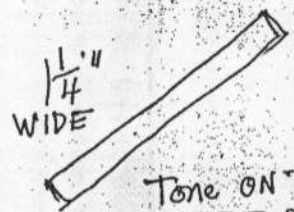
floral square
6"x6"




CUT IN 1/2 on diagonal




fold in half on long side



Tone ON Tone
CONTRAST. piece
that goes with
colors in square



fold in half




Directions for

Put together:

place one Δ on long strip. Match up pinch
makes - sew, press selvage toward long
strip. Add second Δ on other side of strip,
matching pinch marks.

Finish block -



DO NOT TRIM

RAFFLE QUILT

BLOCKS and/or floral squares are due
back at the June meeting.

ANY QUESTIONS - BOBBIE
NANCY

201-701-8974
201-701-4446