

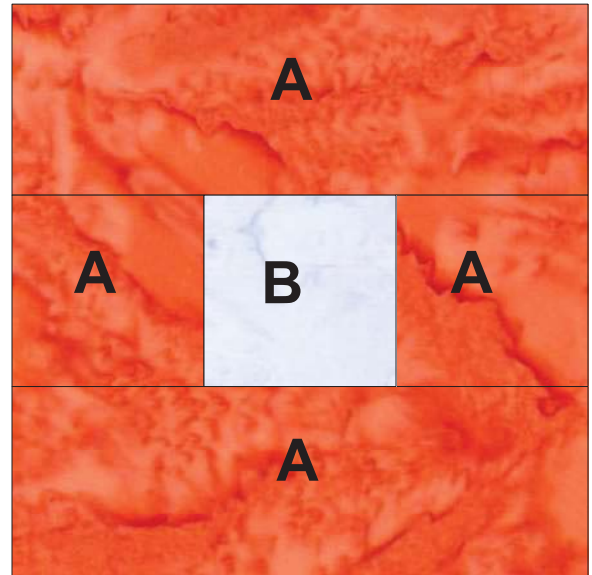
# Raffle quilt 2020 block instructions

## Fabric requirements for cobblestone block:

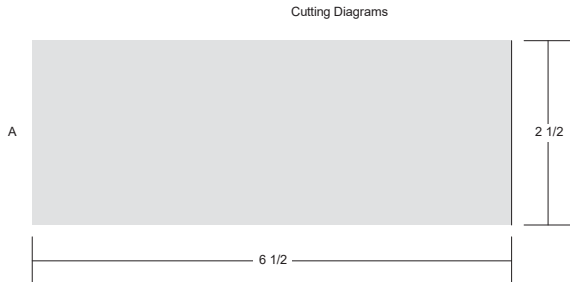
- 2 1/2" x 2 1/2" background (B)
- 18" x 2 1/2" batik strip (A)

This block is jelly roll, fat quarter, and scrap friendly. If you do not have 18" x 2 1/2" strip of batik, but would still like to make this block, please speak to Tasha at the membership desk.

Please use saturated, strong colors of batik (red, orange, blue, green, red, yellow, purple, pink, turquoise).




## Cutting and assembly:



If using fat quarter or yardage, cut one 18" x 2 1/2" strip of batik.

Sub-cut your strip, or your scraps, to make:

- two 6 1/2"x2 1/2" strips
- two 2 1/2" x 2 1/2" squares



### ***Please use 1/4" seam.***

Saw your batik squares on both sides of the background square to produce 6 1/2"x2 1/2" strip. Press to batik side. Saw 6 1/2" batik strips on the top and the bottom of the strip you have just created. Press to batik side.

Thank you for choosing to participate in the creation of the 2020 Raffle Quilt. We are hoping to finish it as soon as possible so that it can make its debut at our quilt show in April. It is important for our raffle quilts to be successful because they bring in money for our guild, and help sponsor programs such as Comfort Quilts, which provides quilts to the homeless, cancer patients, veterans, shelters, and premature babies.

Our cobblestone quilt is very simple. It is constructed from 2 1/2" strips, and an appliquéd border. Blocks are simple to make, and suitable for all skill levels, from beginner to advanced. In order to make 90"x90" quilt we need 85 blocks. In order to make 80" quilt we need 61 blocks. You can make one, two, or as many blocks as you choose. If we have too many blocks, we will use them in the backing of the quilt. **If you chose to participate, please bring your finished blocks no later than our January meeting. I will be accepting blocks at our December meeting at well.** If you would like to help sew the quilt together, or help with the appliquéd portion, please sign up at the front desk. Thank you very much, and happy quilting!